



Component Sales

1-800-344-0609

www.AlertComponents.com

Manufactured in New Braunfels, Texas



Standing Seam Roofing

Metal Panels

Purlins

Trim

METAL BUILDING AND ROOFING COMPONENTS



PURCHASE COMPONENTS MANUFACTURER DIRECT

Save time and money by ordering your metal building materials directly from the manufacturer.

Buying direct from A-Lert gives you the advantage of manufacturer direct pricing. Additionally, you enjoy the following benefits:

- Best in the industry delivery times
- Millions of dollars of inventory in stock at all times
- Additional discounts for truckload purchases
- Multiple colors to choose from
- Custom trims and specialty fabricated parts
- Ability to radius 2" roofing panels

Why A-Lert?

Value

The direct buying power the company commands results in the lowest cost to you in the industry. If you have received quotes from other contractors or manufacturers talk to A-Lert prior to placing an order. Our value engineering, low overhead, and procurement advantages are passed along to you.

Manufacturer

We manufacture your materials in our own plant resulting in faster turn around times and complete control over our products. Packaging is designed for your material to arrive complete and damage free. By controlling our own schedule we meet your delivery requirements.

"Service and attention to details set A-Lert Building Systems apart from its competition. No hassles, no problems. That's why A-Lert is first on our list."


~David L. Morgan III, Executive Vice President - SBS Construction

TABLE OF CONTENTS

Metal Building Trim Identification.....	1
Standard Panel Profiles.....	3
Metal Building Trim Profiles.....	4
Residential Roofing Trim Profiles	11
Framing, Fasteners, and More	15



METAL BUILDING TRIM







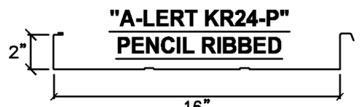
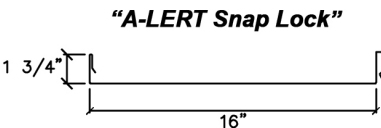
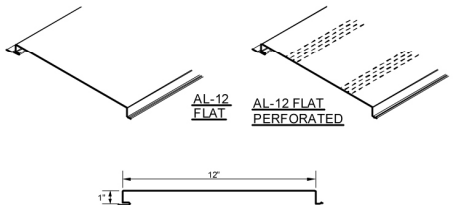
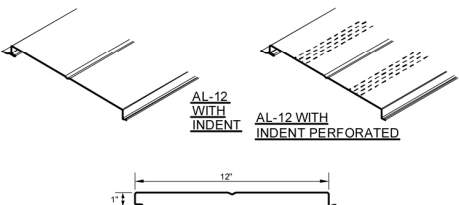
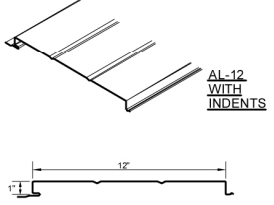
Metal Trim Identification



A-Lert trim components give metal buildings a finished look and add functionality and protection to your structure. We offer a full line of trim designs and can manufacture custom trim pieces up to 20' 8" long. Call for details!

1. Eave trim or gutter
2. Rake trim
3. Peak/ridge cap
4. Corner trim
5. Door head trim
6. Downspout
7. Downspout kickout
8. Door jamb trim



STANDARD PANEL PROFILES

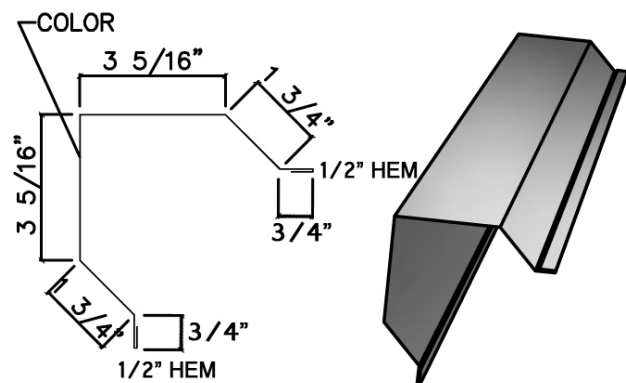
<p>A-LERT PBR Panel</p>  <p>24 Gauge Prefinished or Galvalume 26 Gauge Prefinished or Galvalume 29 Gauge Galvalume Only</p>	<p>A-LERT PBU Panel</p>  <p>24 Gauge Prefinished or Galvalume 26 Gauge Prefinished or Galvalume 29 Gauge Galvalume Only</p>	<p>A-LERT Standing Seam Panel</p>  <p>24 Gauge Prefinished or Galvalume</p>
<p>A-LERT Standing Seam Panel</p>  <p>24 Gauge Prefinished or Galvalume</p>	<p>A-LERT Standing Seam Panel</p>  <p>24 Gauge Prefinished or Galvalume</p>	<p>A-LERT Standing Seam Panel</p>  <p>24 Gauge Prefinished or Galvalume</p>
<p>A-LERT Flush Seam Panels</p>  <p>24 Gauge Prefinished or Galvalume</p>	<p>A-LERT Flush Seam Panels</p>  <p>24 Gauge Prefinished or Galvalume</p>	<p>A-LERT Flush Seam Panels</p>  <p>24 Gauge Prefinished or Galvalume</p>



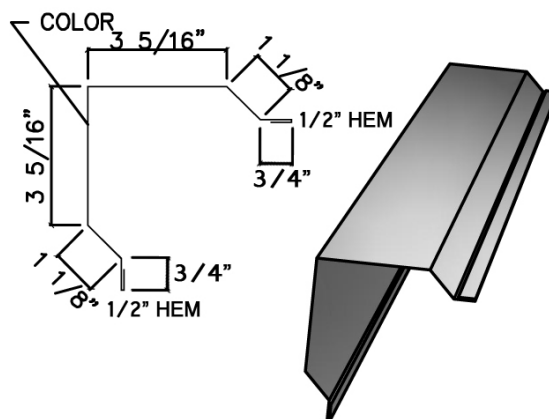


METAL BUILDING TRIM PROFILES

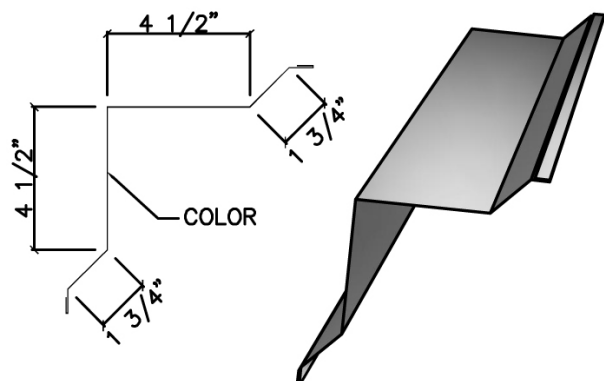
"PBR" Sculptured Corner
AL-CTRA



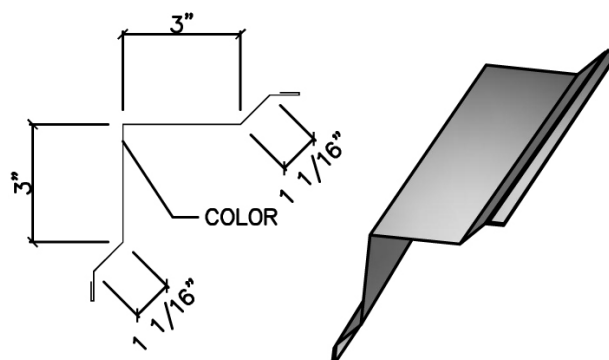
"PBU" Sculptured Corner
AL-CTU



"PBR" Sculpted Inside Corner Trim
AL-ICTR

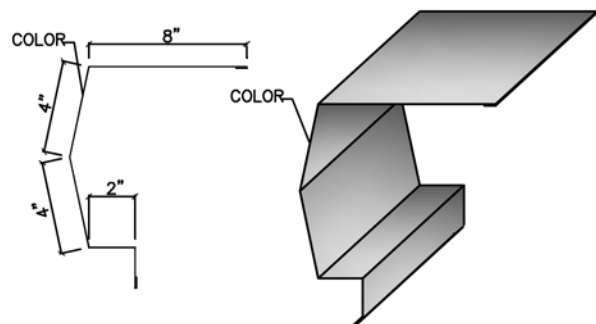


"PBR" Sculpted Inside Corner Trim
AL-ICTU



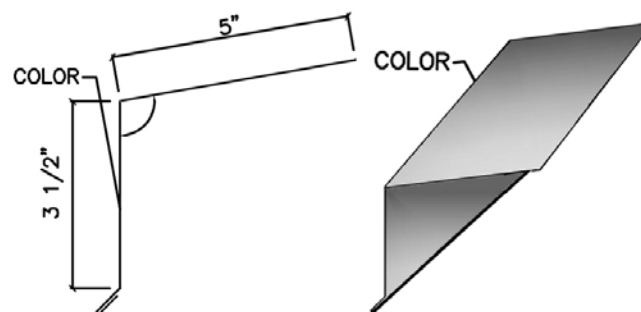
Sculpted High Side Eave Trim
AL-RHET

Slope must be designated.



Simple Eave Trim
AL-ET

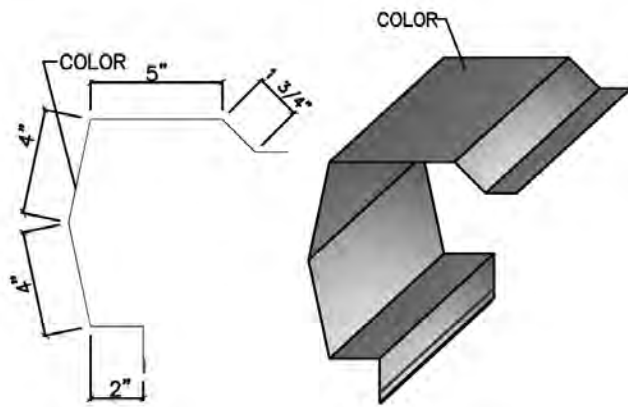
Slope must be designated.



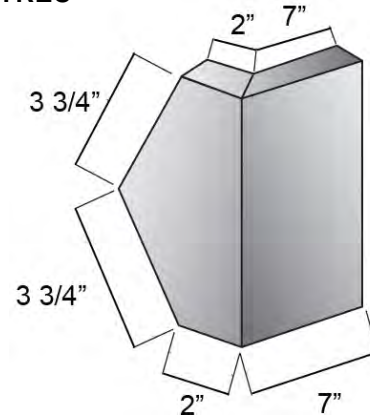


METAL BUILDING TRIM PROFILES

**"PBR" Rake Trim
AL-RRT**



**"PBR" Rake End Cap
AL-CBYREC**



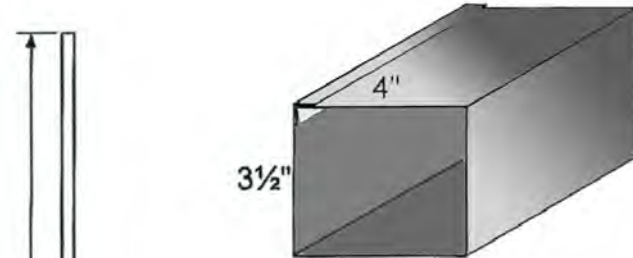
"With A-Lert, service didn't stop after the sale. My sales representative was an integral part of the project before, during, and after the sale."

~Kevin Sewell, Waller, TX



METAL BUILDING TRIM PROFILES

Riveted Downspout with Kickout AL-DSKO




MAXIMUM LENGTH WITH 45
DEGREE KICKOUT: 20'-10 11/16"

MAXIMUM LENGTH WITH NO
KICKOUT: 21'-0"

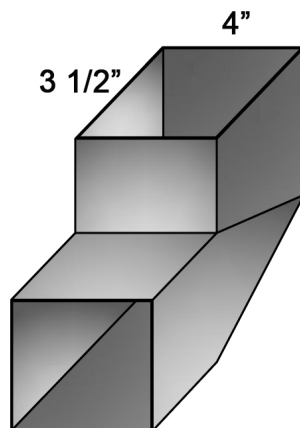
DOWNSPOUT FORMULA - 1
DOWNSPOUT PER 1,000 SQ. FT.

20'-10 11/16"

Metal Building Downspout Strap AL-DSS2

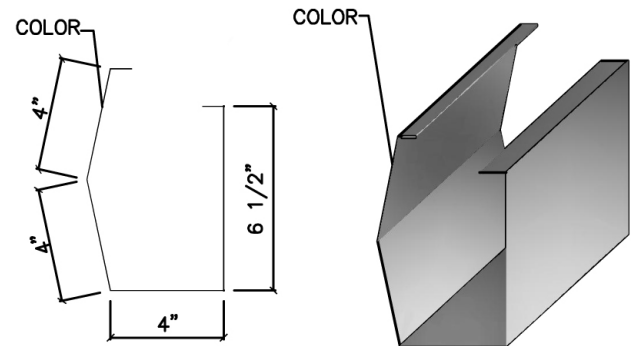


Riveted Downspout Kickout AL-DSKO

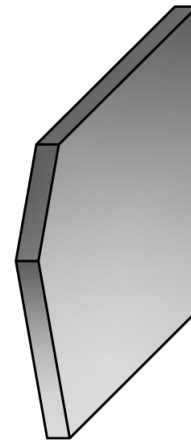


"PBR" Gutter AL-RGTR

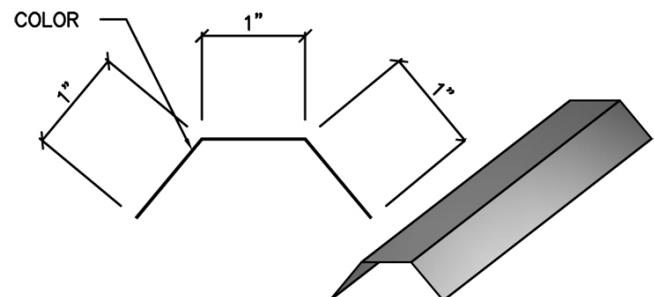
Pitch must be designated.



"PBR" Gutter Endcap AL-RGEC



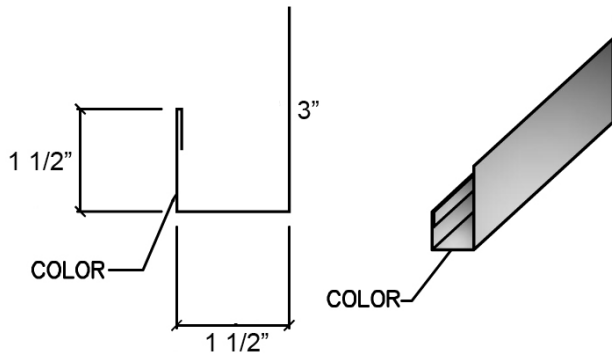
"PBR" Gutter Strap AL-RGST



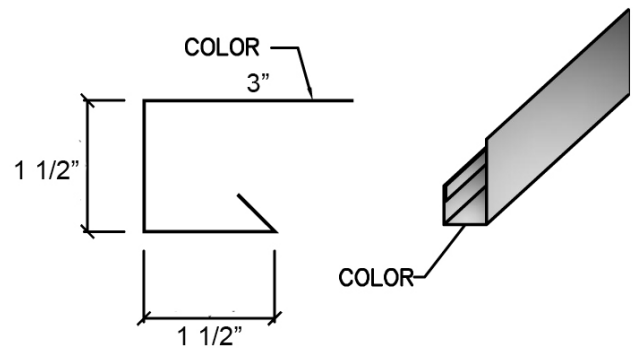


METAL BUILDING TRIM PROFILES

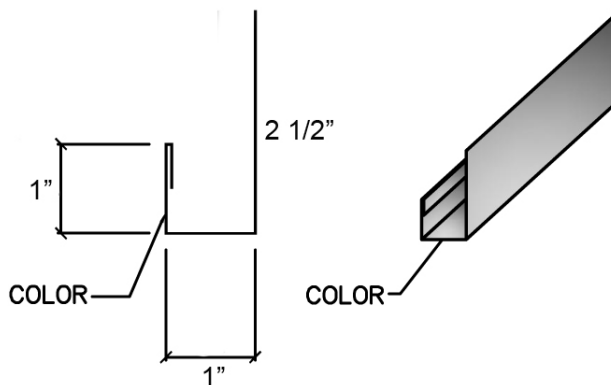
**Head Trim for "R" Panels
AL-HTRA**



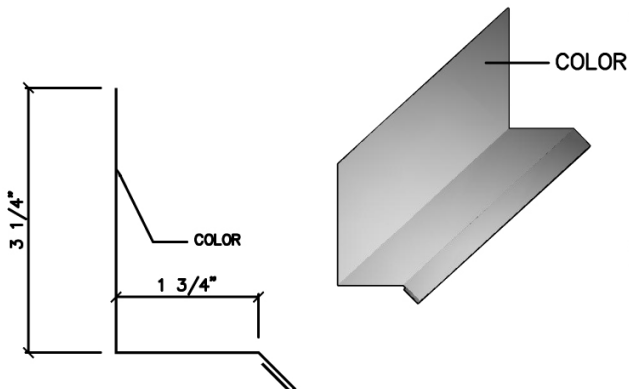
**Jamb Trim for "R" Panels
AL-JTR**



**Head Trim for "U" Panels
AL-HTU**



**Base Trim
AL-BT**



**SEND IN PICTURES OF YOUR
METAL CONSTRUCTION
PROJECTS BUILT USING A-LERT
PRODUCTS FOR A CHANCE TO
BE FEATURED IN OUR NEXT
PRINTED CATALOG!**

COMPONENTS@CENTURIONIND.COM

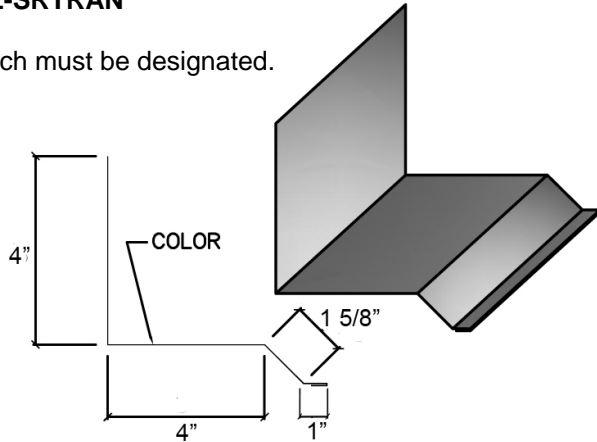




METAL BUILDING TRIM PROFILES

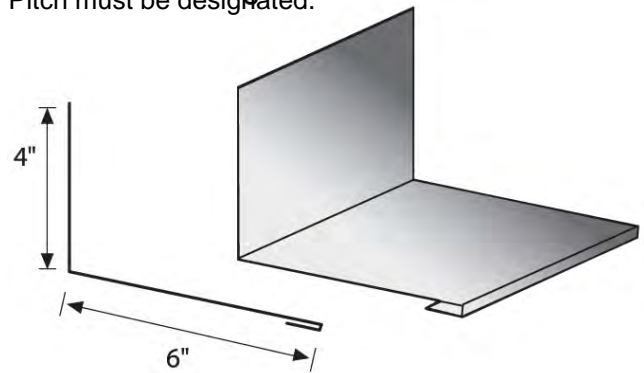
Sidewall to Roof Transition Flashing AL-SRTRAN

Pitch must be designated.



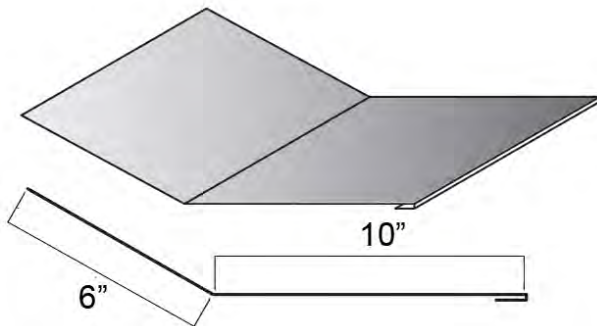
Endwall Flashing AL-ENDW

Pitch must be designated.



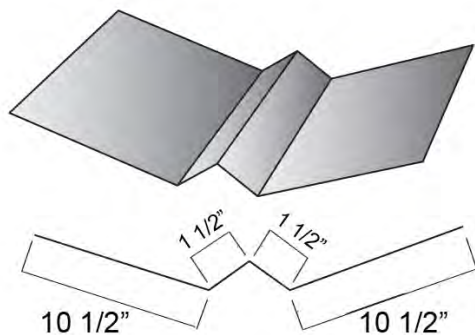
Transition Trim AL-TRAN

Pitch must be designated.



Valley Flashing AL-VALE

Pitch must be designated.

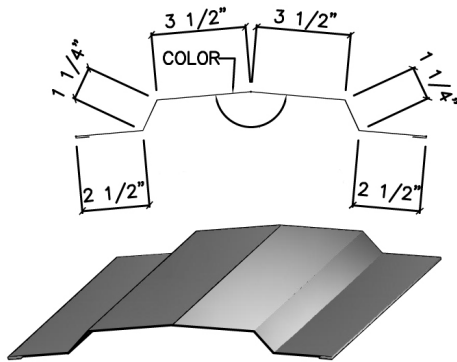




METAL BUILDING TRIM PROFILES


Sculptured Ridge Flashing AL-FLRF

Pitch must be designated.



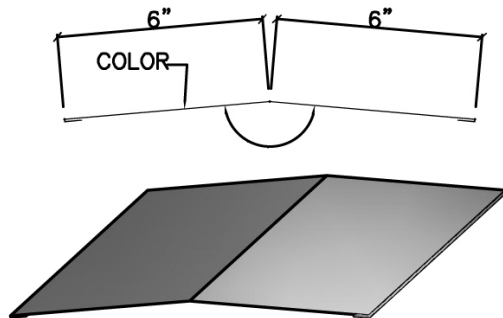
R Panel Peak Sheet AL-RPEAK

Pitch must be designated. Maximum slope of 5:12.

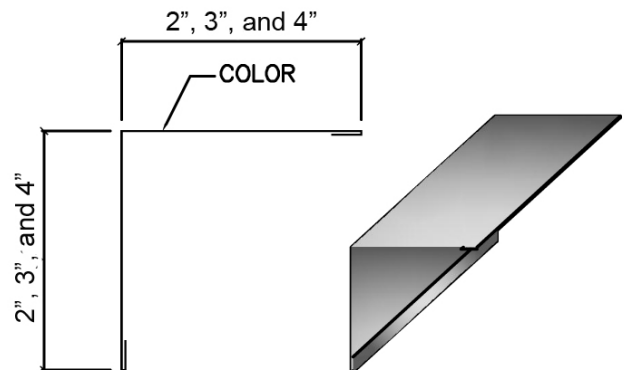


12" Fixed Ridge Flashing AL-FRF1

Pitch must be designated.

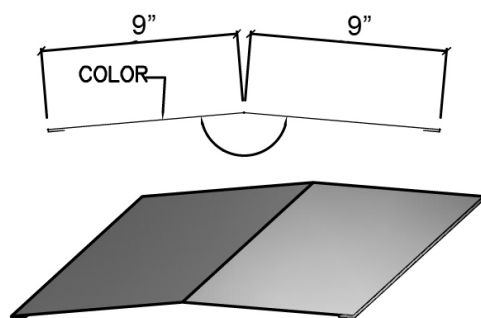


Outside Angle Trim AL-OAT2, AL-OAT3, AL-OAT4

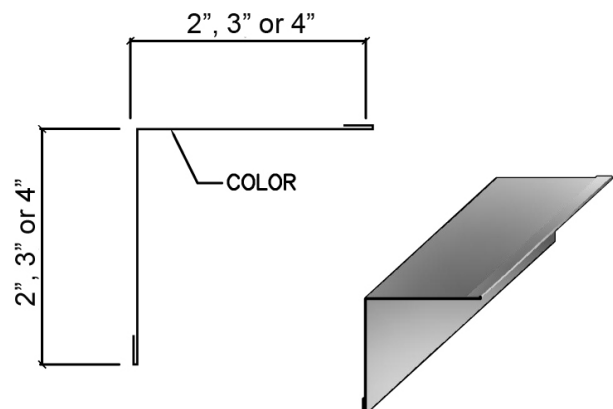


18" Fixed Ridge Flashing AL-FRF2

Pitch must be designated.



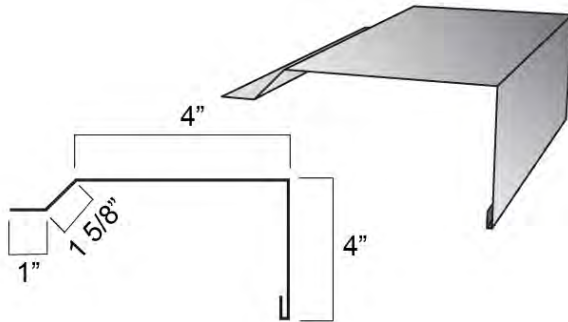
Inside Angle Trim AL-IAT2, AL-IAT3, AL-IAT4



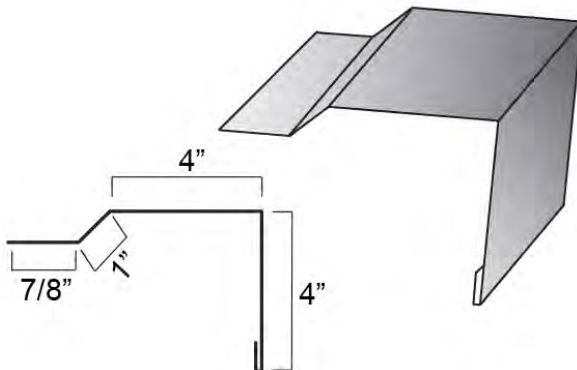


RESIDENTIAL TRIM PROFILES

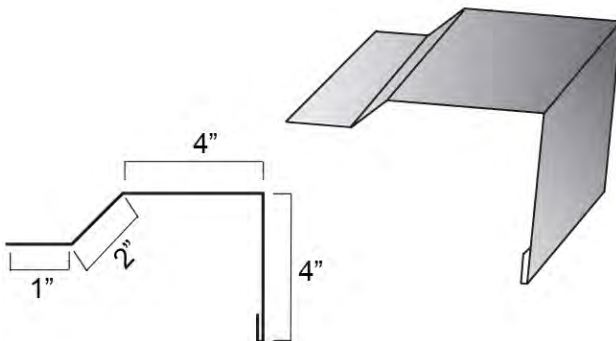
**"PBR" Residential Rake Trim
AL-RSRT**



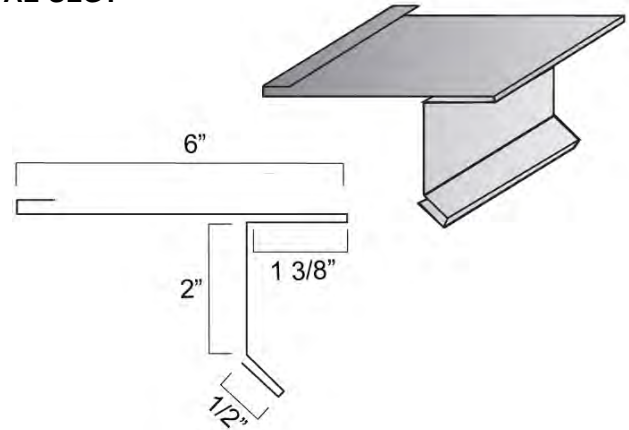
**"PBU" Residential Rake Trim
AL-RSURT**



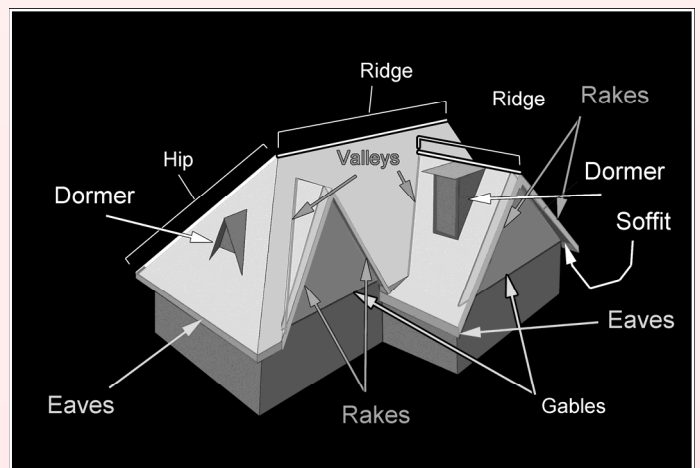
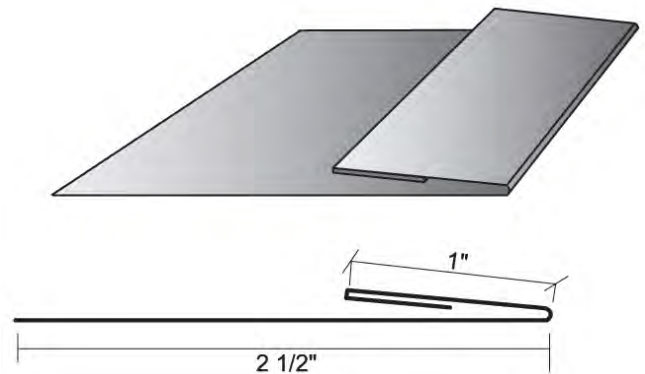
**Snap Lock Residential Rake Trim
AL-SLRT**



**Snap Lock Gable Trim
AL-SLGT**



**Snap Lock Gable Strip
AL-SLGS**

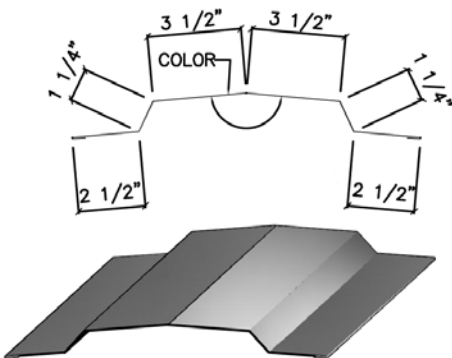




RESIDENTIAL TRIM PROFILES

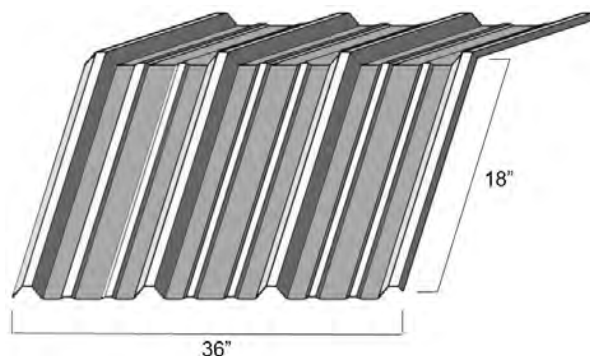
Sculptured Ridge Flashing AL-FLRF

Pitch must be designated.



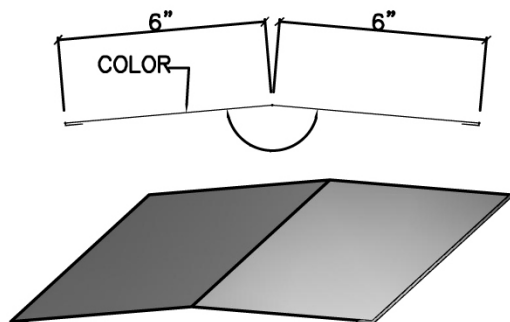
R Panel Peak Sheet AL-RPEAK

Pitch must be designated. Maximum slope of 5:12.

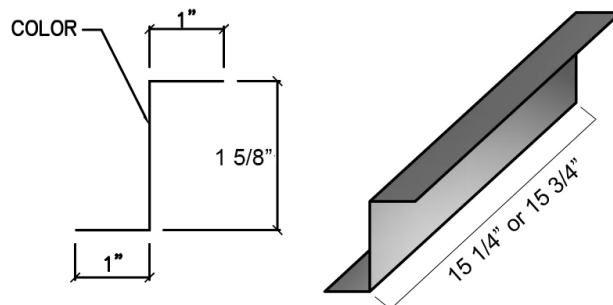


12" Fixed Ridge Flashing AL-FRF1

Pitch must be designated.

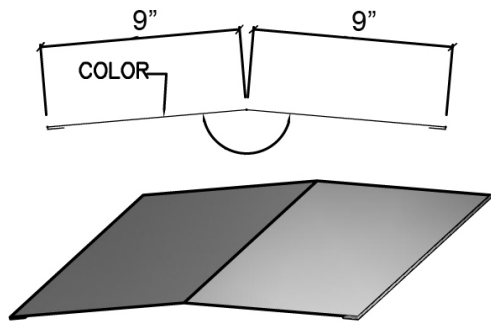


Snap Lock Zee Closure AL-SLZC155, AL-SLZC16



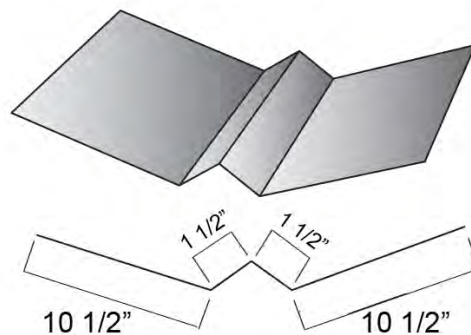
18" Fixed Ridge Flashing AL-FRF2

Pitch must be designated.



Valley Flashing AL-VALE

Pitch must be designated.

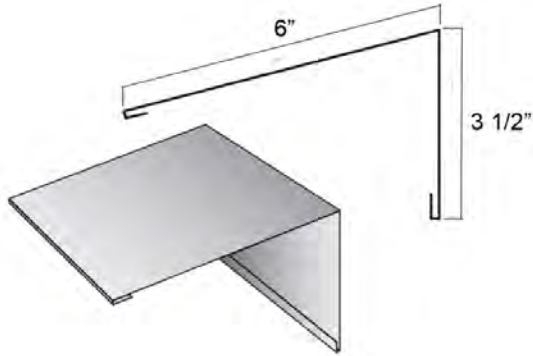




RESIDENTIAL TRIM PROFILES

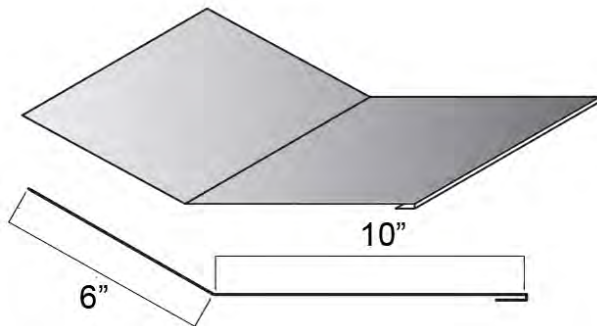
High Side Eave Trim AL-RSHSET

Pitch must be designated.



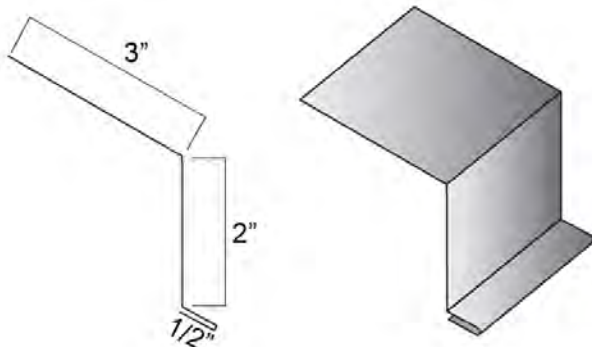
Transition Trim AL-TRAN

Pitch must be designed.



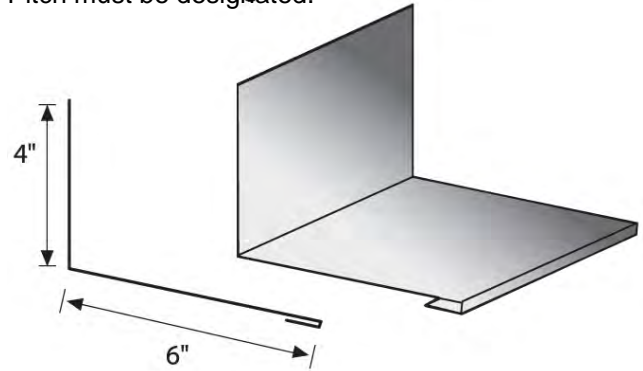
Residential Eave Trim AL-RSET

Pitch must be designated.



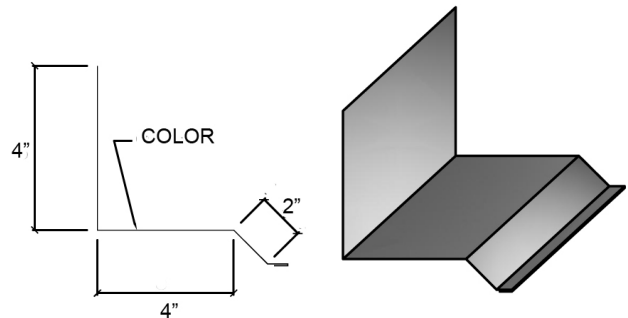
Endwall Flashing AL-ENDW

Pitch must be designated.



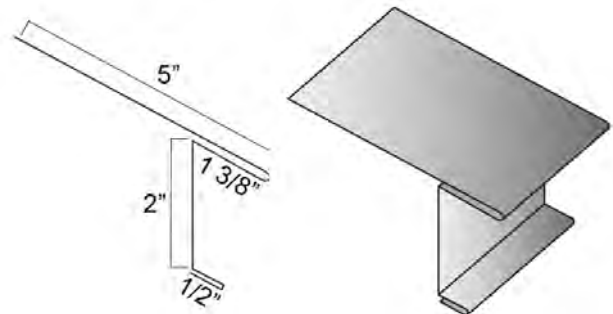
Snap Lock Sidewall to Roof Transition Flashing AL-SLSRTR

Pitch must be designated.



Snap Lock Eave Trim AL-SLET

Pitch must be designated.

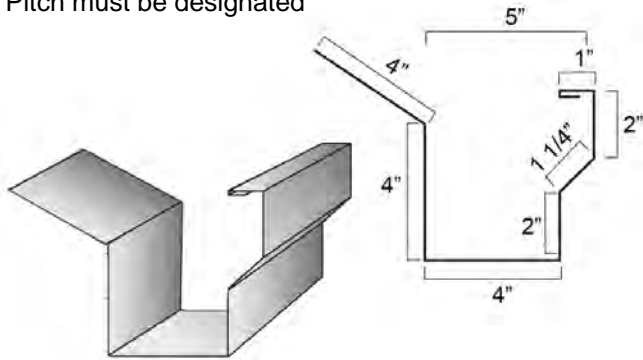




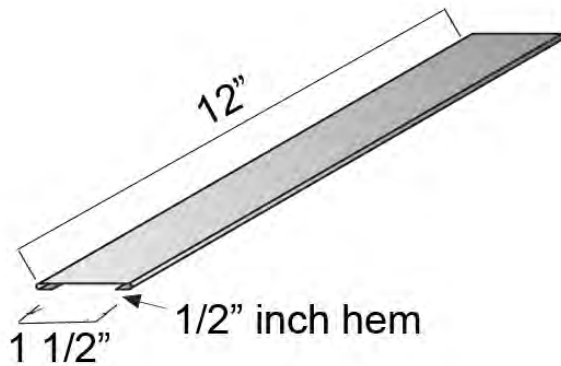
RESIDENTIAL TRIM PROFILES

Residential Gutter AL-RESGTR

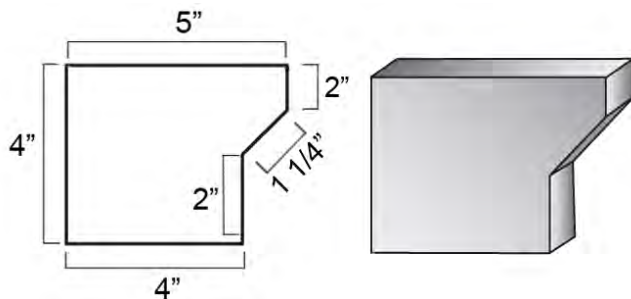
Pitch must be designated



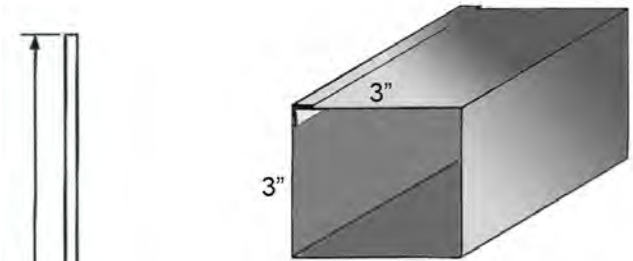
Residential Gutter Strap AL-RSGSTR



Residential Gutter Endcap AL-RSGEC



Residential Riveted Downspout with Kickout AL-RSDSWK




MAXIMUM LENGTH WITH 45
DEGREE KICKOUT: 20'-10 11/16"

MAXIMUM LENGTH WITH NO
KICKOUT: 21'-0"

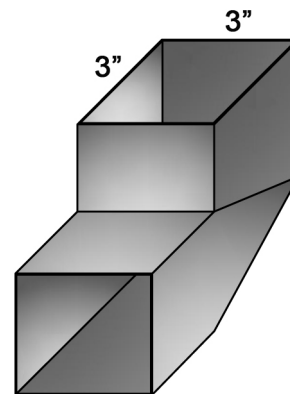
DOWNSPOUT FORMULA - 1
DOWNSPOUT PER 1,000 SQ. FT.

20'-10 11/16"

Residential Downspout Strap AL-RSDSS




Residential 90° Riveted Downspout Kickout AL-RSDSKO





FRAMING, FASTENERS, AND MORE

Framing Members



- "Zee" purlins
- "Cee" purlins
- Open-faced "cee" channel
- Hat channel
- Angles
- Ridge backing
- Domestic or imported purlins

Fasteners



- #12 x 1" with or without washer, mill or painted finishes
- #14 x 7/8" with or without washer, mill or painted finishes
- #12 x 1" U-SEAL Screws, mill or painted finishes
- #14 x 7/8" U-SEAL Screws, mill or painted finishes
- #10 x 1 1/2" Wood Screw with washers, mill and painted finishes
- Pancake Head Clip Screws
- Pop rivets, mill or painted finishes
- Wedge Anchors

Sealants



- Double bead tape seal, 3/16" x 7/8" x 40'-0" roll
- Single bead tape seal, 3/16" x 1/2" x 45'-0" roll
- Sonolastic NP1 gray caulk
- Permthane SM7108 polyurethane sealant/adhesive in most panel and trim colors
- Inside and outside PBR and PBU foam closures
- Standing seam zee closures
- Profile Vent Closure Strips
- Expandable closure tape

Other



- 3" vinyl reinforced insulation 6' wide, in 50' and 100' rolls and custom lengths to order
- Titanium UDL-30 underlayment
- Dynafash pipe flashings
- Roofing tar kegs
- Touch-up paints
- Walk through doors
- Roll up doors
- Windows

Products other than those listed and regularly stocked may be made available upon request. Please call for details.

A-Lert Building Systems: Covering America in Quality

Buying direct from A-Lert gives you the advantage of manufacturer-direct pricing. Our products are made from high quality steel in our 40,000 square foot New Braunfels, Texas plant.

Additionally, you enjoy the following benefits:

- Best in the industry delivery times
- Millions of dollars of inventory in stock at all times
- Additional discounts for truckload purchases
- Multiple colors to choose from
- Custom trims and specialty fabricated parts
- Ability to radius 2" roofing panels



Our friendly staff looks forward to helping you save time and money on your metal components orders. Broker/Dealers are welcome. Call us at **1-800-344-0609** today for more information!

"The A-Lert team of professionals delivered exactly what they promised. From their great product to their exceptional customer service, this company is head-and-shoulders above the competition. I will definitely use them for all my mini-storage developments!"

~Cody Hall, President - Brazos Moving & Storage



A-LERT BUILDING SYSTEMS

2065 FM 1102, New Braunfels, TX 78132

Office: (830) 626-7755

Toll Free: (800) 344-0609

Fax: (830) 643-1912

www.alertcomponents.com

